

# WVP BALANCED

## Ciljevi Fonda

WVP BALANCED je balansirani Fond čiji je cilj dugoročno povećanje vrijednosti uloženi sredstava, ulaganjem sredstava Fonda uglavnom u vlasničke hartije od vrijednosti velikih i srednjih kompanija koje imaju preko 5 milijardi USD tržišne kapitalizacije i obveznice zemalja u razvoju i visokoprinosne korporativne obveznice- kojima se trguje u najrazvijenijim i najbolje regulisanim tržištima širom svijeta. Cilj fonda je da ostvari prinos koji je približan ili veći od prosječnog godišnjeg prinosa benchmark-a sastavljenog od 40% Indeksa obveznica Republike Srpske, 30% Euro Stoxx 50 i 30% MSCI ACWI.

\*Više informacija o WVP BALANCED nalazi se na stranici [www.wvpfondovi.ba](http://www.wvpfondovi.ba) u Prospektu i Skraćenom Prospektu. Informacije takođe možete dobiti i u sjedištu Društva i kod ovlaštenih zastupnika.

## Informacije o fondu

Naziv fonda	WVP Balanced
Datum osnivanja	29.03.2022
Valuta	BAM
Neto vrijednost	2.008.691,68
Cijena udjela	11,4320
Kupčan broj emitovanih udjela	175.707,9707
Tip fonda:	Balansirani
Kastodi banka	RAIFFEISEN BANK DD BIH
Depozitar	Centralni registar hartija od vrijednosti a.d. Banja Luka
Benchmark	WVP Benchmark
Standardna devijacija	10,93%
Nivo rizika	4

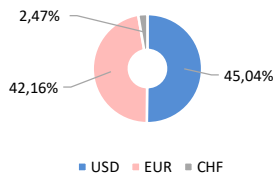
## Fees

	up to 29,999 BAM	3,50%
	30,000 - 49,999 BAM	3,15%
	50,000 - 149,999 BAM	2,80%
	150,000 - 249,999 BAM	2,45%
<u>Entrance Fee</u>	250,000 - 399,000 BAM	2,10%
	400,000 - 549,000 BAM	1,75%
	550,000 - 699,999 BAM	1,40%
	700,000 - 999,999 BAM	1,05%
	over 1,000,000 BAM	0,70%
<u>Exit fee</u>		not chargable (0%)
<u>Fees paid by the Fund:</u>		
Management fee		1,5% annually
Depositary fee		0.18% annually

## Performance

WVP BALANCED	
1M	-1,23%
3M	1,35%
6M	1,47%
YTD	8,72%
1 god	8,72%
3 god	N/A
5 god	N/A
Prinos od osnivanja	14,32%

## Valutna izloženost (% of NAV)

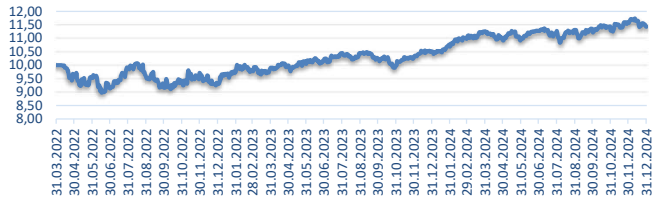


## PORTFOLIO STRUKTURA 31.12.2024.

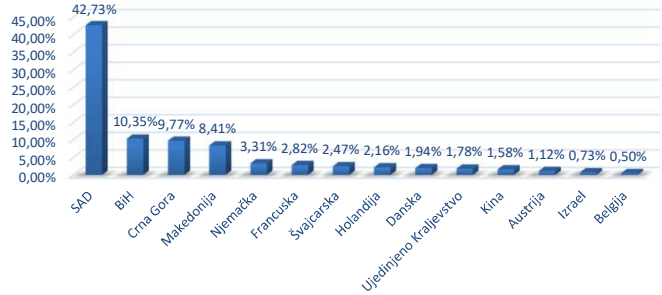
### Top 10 (% od ukupne imovine)

Bonds MONTEN27	10,34%
Bonds REPSBN 4,75	9,76%
Bonds MACEDO28	8,40%
Meta Platforms Inc.	3,76%
BLACKSTONE INC	2,81%
APPLE Inc	2,38%
SALESFORCE INC	2,37%
Philip Morris International Inc	2,20%
ING-GROUP N.V.	2,16%
Lam Research Corporation	2,15%
total	46,32%

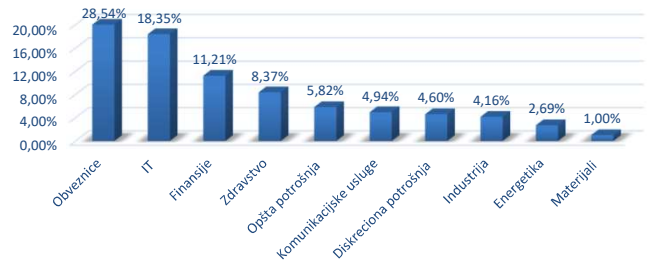
### Cijena udjela (KM)



### Geografska izloženost (% of NAV)



### Sektorska izloženost (% of NAV)



### Struktura imovine



Redni broj	Naziv kompanije	ISIN	Broj hartija	Cijena	Valuta	Valutni kurs	Vrijednost	%
1	MONTENEGRO	XS2270576700	118	901,2450	EUR	1,955830	207.996,48	10,34%
2	REPUBLIC OF SRPSKA 4 3/4 04/27/26	XS2332900682	100	1.003,6610	EUR	1,955830	196.299,03	9,76%
3	MAKEDONIJA	XS2310118893	100	864,1470	EUR	1,955830	169.012,46	8,40%
4	Meta Platforms Inc.	US30303M1027	69	585,5100	USD	1,872683	75.656,75	3,76%
5	BLACKSTONE INC	US09260D1072	175	172,4200	USD	1,872683	56.505,40	2,81%
6	APPLE Inc	US0378331005	102	250,4200	USD	1,872683	47.833,64	2,38%
7	SALESFORCE INC	US79466L3024	76	334,3300	USD	1,872683	47.583,15	2,37%
8	Philip Morris International Inc	US7181721090	196	120,3500	USD	1,872683	44.173,97	2,20%
9	ING GROUP N.V.	NL0011821202	1467	15,1300	EUR	1,955830	43.411,02	2,16%
10	Lam Research Corporation	US5128073062	320	72,2300	USD	1,872683	43.284,45	2,15%
11	MICROSOFT CORP	US5949181045	53	421,5000	USD	1,872683	41.834,80	2,08%
12	APPLIED MATERIALS INC	US0382221051	129	162,6300	USD	1,872683	39.287,52	1,95%
13	NOVO NORDISK AS	DK0062498333	238	83,7300	EUR	1,955830	38.975,26	1,94%
14	UNILEVER PLC	GB00B10RZP78	333	54,8800	EUR	1,955830	35.742,89	1,78%
15	ALLIANZ SE-REG	DE0008404005	61	295,9000	EUR	1,955830	35.302,54	1,75%
16	NVIDIA	US67066G1040	140	134,2900	USD	1,872683	35.207,56	1,75%
17	Alphabet Inc,	US02079K3059	99	189,3000	USD	1,872683	35.095,39	1,74%
18	Home Depot Inc/The	US4370761029	48	388,9900	USD	1,872683	34.965,84	1,74%
19	ABBVIE INC	US00287Y1091	101	177,7000	USD	1,872683	33.610,36	1,67%
20	China Petroleum & Chemical Corporation	CNE1000002Q2	29400	0,5515	EUR	1,955830	31.710,84	1,58%
21	PARTNERS GROUP N	CH0024608827	12	1.230,0000	CHF	2,072952	30.596,77	1,52%
22	MASTERCARD	US57636Q1040	31	526,5700	USD	1,872683	30.569,06	1,52%
23	LOCKHEED MARTIN CORP	US5398301094	33	485,9400	USD	1,872683	30.030,38	1,49%
24	Amazon.com, Inc.	US0231351067	73	219,3900	USD	1,872683	29.991,90	1,49%
25	THALES	FR0000121329	108	138,6500	EUR	1,955830	29.286,99	1,46%
26	PEPSICO	US7134481081	102	152,0600	USD	1,872683	29.045,54	1,44%
27	Berkshire Hathaway Inc.	US0846707026	34	453,2800	USD	1,872683	28.860,89	1,43%
28	CISCO SYSTEMS INC	US17275R1023	260	59,2000	USD	1,872683	28.824,33	1,43%
29	LVMH MOET HENNESSY LOUIS VUI	FR0000121014	22	635,5000	EUR	1,955830	27.344,46	1,36%
30	Vertex Pharmaceuticals	US92532F1003	34	402,7000	USD	1,872683	25.640,40	1,27%
31	FORTINET	US34959E1091	140	94,4800	USD	1,872683	24.770,35	1,23%
32	3M Company	US88579Y1010	100	129,0900	USD	1,872683	24.174,46	1,20%
33	DIS - The Walt Disney Company	US2546871060	113	111,3500	USD	1,872683	23.563,13	1,17%
34	OMV AG	AT0000743059	307	37,3400	EUR	1,955830	22.420,42	1,11%
35	JOHNSON AND JOHNSON	US4781601046	81	144,6200	USD	1,872683	21.937,02	1,09%
36	BASF SE	DE000BASF111	241	42,4600	EUR	1,955830	20.013,72	0,99%
37	ROCHE HOLDING AG-GENUSSCHEIN	CH0012032048	36	255,5000	CHF	2,072952	19.067,01	0,95%
38	ADOBE	US00724F1012	18	444,6800	USD	1,872683	14.989,40	0,75%
39	InMode Ltd.	IL0011595993	467	16,7000	USD	1,872683	14.604,86	0,73%
40	BAYER	DE000BAY0017	294	19,3140	EUR	1,955830	11.105,82	0,55%
41	MELEXIS	BE0165385973	90	56,5000	EUR	1,955830	9.945,40	0,49%
42	The Estée Lauder Companies Inc.	US5184391044	56	74,9800	USD	1,872683	7.863,17	0,39%
43	Solventum	US83444M1018	25	66,0600	USD	1,872683	3.092,74	0,15%